



X-c
62505

First Basic B.Sc. Nursing Examination, Summer 2013
MICROBIOLOGY

15=30)
Total Duration: Section A + B + C = 3 Hours

Section B & C Marks: 60

SECTION - B & SECTION - C

- Instructions: 1) All questions are **compulsory**.
2) The number to the **right** indicates **full** marks.
3) **Draw** diagrams wherever **necessary**.
4) Do not write anything on the **blank portion** of the question paper. If written anything, such type of act will be considered as an attempt to resort to unfair means.

SECTION - B
(SAQ)

(30 Marks)

(5×3=15)

2. Answer the following **any five** out of six :

- a) Contributions of Robert Koch. **4**
b) Write 03 disinfectants commonly used in hospitals with their recommended concentrations.
c) Write 03 differences between active and passive immunity. **36**
d) VDRL test. **134**
e) Enumerate methods for cultivation of viruses. **159**
f) Laboratory diagnosis of Candida albicans. **192**

(3×5=15)

3. Answer the following **any three** out of four :

- a) Draw diagram of HIV (Human Immuno-deficiency Virus). Mention its modes of transmission. **180**
b) Name the Immunoglobulin classes. Write in brief about Ig M. **40**
c) Classify Mycobacteria. Write about Mantoux test. **125, 128**
d) Define Nosocomial Infection. Write the sources of Nosocomial Infections. **234**

P.T.O.



SECTION – C
(LAQ)

(30 Marks)

4. Attempt any 2 LAQ out of 3 :

(2×15=30)

a) Define sterilization and disinfection. 17

3

Enumerate methods of sterilization by heat.

5

Describe principle, functioning, uses of hot air oven.

7

b) Define Kass Concept of significant Bacteriuria.

3

Write method of collection and transport of urine in males and in females.

4

Write laboratory diagnosis of UTI i.e (Urinary Tract Infection).

2

c) Enumerate 03 protozoa.


3

Describe morphology, life cycle of Entamoeba histolytica.

6

Write pathogenicity and laboratory diagnosis of E.histolytica.

6



62505

First Basic B.Sc. Nursing Examination, Winter 2013
MICROBIOLOGY

Total Duration : Section A + B + C = 3 Hours

Section B & C Marks : 60

SECTION – B & SECTION – C

- Instructions :**
- 1) All questions are compulsory.
 - 2) The number to the right indicates full marks.
 - 3) Draw diagrams wherever necessary.
 - 4) Do not write anything on the blank portion of the question paper. If written anything, such type of act will be considered as an attempt to resort to unfair means.

SECTION – B

2. Answer the following (any five out of six) : (5×3=15)
- a) Name three RNA and three DNA viruses. 162 - 167
 - b) Name two disinfectants each used for- skin preparation, floor cleaning, instrument sterilization. 20
 - c) Gram staining. 9
 - d) Type 1 Hypersensitivity reaction. 60
 - e) Enumerate Kochs postulates. 4
 - f) Draw life cycle of Ancylostoma Duodenale (Hookworm). 219
3. Answer the following (any three out of four) : (3×5=15)
- a) Describe laboratory diagnosis of Tuberculosis. 126
 - b) Biomedical waste management. 243
 - c) Define a Carrier. Mention different types carriers with examples.
 - d) Life cycle of malaria parasite. 209

SECTION – C

4. Answer the following (any two out of three) : (2×15=30)
- a) Write modes of transmission of HIV. Describe the laboratory diagnosis of infection. Add a note on universal safety precautions. 180 (4+4+7)
 - b) Define Sterilization and Disinfection. Enumerate methods of sterilization. Describe the principles, functioning and control of Autoclave. 17 (3+5+7)
 - c) Define Nosocomial infection. Describe the various methods of transmission of infection. Enlist the organisms causing Nosocomial infection. Describe role of a nurse in hospital infection control. 234 (2+4+4+5)



62505

First Basic B.Sc. Nursing Examination, Summer 2014
MICROBIOLOGY

Total Duration : Section A + B + C = 3 Hours

Section B & C Marks : 60

SECTION – B & SECTION – C

- Instructions :**
- 1) Use **blue/black** ball point pen only.
 - 2) Do not write anything on the **blank portion of the question paper**. If written anything, such type of act will be considered as an attempt to resort to unfair means.
 - 3) **All** questions are **compulsory**.
 - 4) The number to the **right** indicates **full** marks.
 - 5) Draw diagrams **wherever** necessary.
 - 6) Distribution of syllabus in Question Paper is only meant to cover entire syllabus within the stipulated frame. The Question paper pattern is a mere guideline. Questions can be asked from any paper's syllabus into any question paper. Students cannot claim that the Question is out of syllabus. As it is only for the placement sake, the distribution has been done.
 - 7) **Use** a common answer book for **all** Sections.

GENERAL NO

8479360

SECTION – B

(30 Marks)**(5x3=15)**2. Answer the following (**any five** out of six) :

- a) Write a short note on bacterial growth curve.
- b) Describe the procedure of Grams Staining.
- c) Write a short note on Bacillary dysentery.
- d) Write a short note on IgM.
- e) Mention the contribution of Louis Pasteur.
- f) Describe Bacterial Cell Wall.

3. Answer the following (**any three** out of four) :**(3x5=15)**

- a) Write contributions of Robert Koch.
- b) Describe laboratory diagnosis of Tuberculosis.
- c) Describe physical method of sterilization with respect to Dry and Moist Heat.
- d) Write a note on Nosocomial Infection.

SECTION – C

(30 Marks)4. Answer the following (**any two** out of three) :**(2x15=30)**

- a) Define Culture Media and Describe different types of culture media with example.
- b) What is Immunity ? Explain different types of immunity.
- c) What is Infection ? What is infection Control ? Explain the role of Nurses in infection control.

8402 88 36 86 30/3

4407

First BASIC BSC NURSING Winter 2014
Microbiology

Total Duration: Section A+B = 3 Hours

Total Marks = 75

Section - A & Section - B

Instructions:

- 1) Use blue/black ball point pen only.
- 2) Do not write anything on the blank portion of the question paper. If written anything, such type of act will be considered as an attempt to resort to unfair means.
- 3) All questions are compulsory
- 4) The number to the right indicates full marks.
- 5) Draw diagrams wherever necessary
- 6) Distribution of syllabus in Question Paper is only meant to cover entire syllabus within the stipulated frame. The Question paper pattern is a mere guideline. Questions can be asked from any paper's syllabus into any question paper. Students cannot claim that the Question is out of syllabus. As it is only for the placement sake, the distribution has been done.
- 7) Use a common answer book for all section.

Section "A" (40 Marks)

Short answer question (any five out of six)

1) scope of Microbiology in Nursing practice

2) Define Immunity and Differentiate between Active and Passive immunity

3) Pathogenesis of *Salmonella typhi*

4) Universal Safety precautions

5) Describe the procedure of Gram staining and write down the names of 2 Gram Positive and Gram Negative organisms each

6) Hospital infection Control *hospital infection control*

Long answer question (any one out of two)

1) Classify Culture Media Describe each type of culture media with one example of each

2) Define biomedical waste Describe Biomedical waste management in detail

Section "B" (35 Marks)

Short answer question (any four out of five)

1) Enumerate Koch's Postulates

2) Define sterilization and classify various methods of sterilization.

3) Classify viruses and explain the various methods of cultivation of viruses

4) Describe various antigen antibody reactions and give example of each

5) Write classification of bacteria based on their shape and give examples of each

Long answer question (any one out of two)

1) Describe factors affecting growth of bacteria. Draw, label and explain the bacterial growth curve.

2) Describe various modes of transmission of infection with examples of each.



62505

First Basic B.Sc. Nursing Examination, Summer 2015
MICROBIOLOGY

Total Duration : Section A + B = 3 Hours

Total Marks : 75

SECTION – A & SECTION – B

- Instructions :**
- 1) Use **blue/black** ball point pen only.
 - 2) Do not write anything on the **blank portion of the question paper**. If written anything, such type of act will be considered as an attempt to resort to unfair means.
 - 3) **All** questions are **compulsory**.
 - 4) The number to the **right** indicates **full** marks.
 - 5) Draw diagrams **wherever** necessary.
 - 6) Distribution of syllabus in Question Paper is only meant to cover entire syllabus within the stipulated frame. The Question paper pattern is a mere guideline. Questions can be asked from any paper's syllabus into any question paper. Students cannot claim that the Question is out of syllabus. As it is only for the placement sake, the distribution has been done.
 - 7) **Use** a common answer book for **all** Sections.

SECTION – A

(40 Marks)

1. Short answer question (**any five** out of six) :

(5×5=25)

- a) Blood culture.
- b) Write a note on bacterial growth curve.
- c) Write a note on Koch's postulates.
- d) Write pathogenicity of *Candida albicans*.
- e) Life cycle of *Ascaris Lumbricoides* (round worm)
- f) Write a note on gram staining.

2. Long answer question (**any one** out of two) :

(1×15=15)

- a) Draw a neat, well labelled diagram of HIV. Write modes of transmission of HIV. Write pathogenicity and laboratory diagnosis of HIV.
- b) Enumerate respiratory tract infections. Write morphology, pathogenicity and laboratory diagnosis of *Mycobacterium tuberculosis*.

62505



SECTION – B

(35 Marks)

(4×5=20)

3. Short answer question (**any four** out of five) :

- Write a note on Bacterial Cell wall.
- Agglutination reactions.
- Standard safety precautions while working in microbiology laboratory.
- Widal test.
- Type I Hypersensitivity reaction.

(1×15=15)

4. Long answer question (**any one** out of two) :

- Define sterilization. Describe in detail about sterilisation by heat.
- Define Immunity. Classify Immunity. Add a note on National Immunization schedule.



Total Duration: Section A+B = 3 Hours

Section - A & Section - B

Instructions:

- 1) Use blue/black ball point pen only.
- 2) Do not write anything on the blank portion of the question paper. If written anything, such type of act will be considered as an attempt to resort to unfair means.
- 3) All questions are compulsory.
- 4) The number to the right indicates full marks.
- 5) Draw diagrams wherever necessary.
- 6) Distribution of syllabus in Question Paper is only meant to cover entire syllabus within the stipulated frame. The Question paper pattern is a mere guideline. Questions can be asked from any paper's syllabus into any question paper. Students cannot claim that the Question is out of syllabus. As it is only for the placement sake, the distribution has been done.
- 7) Use a common answer book for all sections.

Section "A" (40 Marks)

1. Short answer question (any five out of two)

- a) Biomedical waste management. 3
- b) Z.N. staining. 3
- c) Pathogenicity of tuberculosis.
- d) Hypersensitivity type I.
- e) General characteristics of Viruses. 1
- f) Contribution of Louis Pasteur. 6

(5x5=25)

2. Long answer question (any one out of two):

- a) Define the term Immunity. Write the differences between Active and Passive Immunity. Explain the National Immunization Schedule.
- b) Define sterilization and disinfection. Classify methods of sterilization by heat. Describe Hot Air Oven. 12

(1x15=15)

Section "B" (35 Marks)

3. Short answer question (any four out of five):

- a) Life cycle of Malaria parasite. 5
- b) Give three different types of fungal classifications.
- c) Bacterial growth curve. 5
- d) Pathogenicity of vibrio cholera.
- e) Normal Microbial flora of human body.

(4x5=20)

4. Long answer question (any one out of two):

- a) Draw a neat & well labelled diagram of HIV. What are the modes of transmission of HIV? Discuss in detail about the laboratory diagnosis of HIV. 10
- b) Name the organism causing Enteric fever and explain its cultural characteristics. Discuss the Laboratory diagnosis of typhoid.

(1x15=15)



61

62505

First Basic B.Sc. Nursing Examination, Summer 2016
MICROBIOLOGY

Total Duration : Section A+B = 3 Hours

Total Marks : 75

SECTION – A & SECTION – B

- Instructions:**
- 1) Use **blue/black** ball point pen only.
 - 2) **Do not** write anything on the **blank portion of the question paper**. If written anything, such type of act will be considered as an attempt to resort to unfair means.
 - 3) **All** questions are **compulsory**.
 - 4) The number to the **right** indicates **full** marks.
 - 5) Draw diagrams **wherever** necessary.
 - 6) Distribution of syllabus in Question Paper is only meant to cover entire syllabus within the stipulated frame. The Question paper pattern is a mere guideline. Questions can be asked from any paper's syllabus into any question paper. Students cannot claim that the Question is out of syllabus. As it is only for the placement sake, the distribution has been done.
 - 7) **Use** a common answer book for **all** Sections.

SECTION – A

(40 Marks)

1. Short answer question (**any five** out of six) :

(5×5=25)

- a) Grams staining.
- b) Mention different modes of transmission of infection
- c) Bacterial growth curve.
- d) Life cycle of Malaria parasite.
- e) Candidiasis.
- f) Precipitation reaction.

2. Long answer question (**any one** out of two) :

(1×15=15)

- a) Mention the modes of transmission of HIV. Write in detail about pathogenesis and Laboratory diagnosis of AIDS.
- b) Define Nosocomial infection. Describe common Nosocomial infections. Role of a nurse in prevention of nosocomial infection.

P.T.O.



SECTION – B

(35 Marks)

3. Short answer question (**any four** out of five) :

(4×5=20)

- a) Classify culture media with example.
- b) Difference between Active and Passive immunity.
- c) Biomedical waste segregation.
- d) Bacterial Flagella.
- e) Define carrier. Explain different types with examples.

4. Long answer question (**any one** out of two) :

(1×15=15)

- a) Define Sterilization and Disinfection. Write characteristics of good disinfectant, Describe uses, structure, functioning of Hot air oven.
 - b) Enlist organisms causing respiratory tract infection. Write in detail about pathogenesis and laboratory diagnosis of Tuberculosis.
-

First Basic B.Sc. Nursing Examination, Winter 2016
MICROBIOLOGY

Total Duration : Section A + B = 3 Hours

Total Marks : 75

Section – A & Section – B

- Instructions:**
- 1) Use **blue/black ball point pen only**.
 - 2) **Do not** write anything on the **blank portion of the question paper**. If written anything, such type of act will be considered as an attempt to resort to unfair means.
 - 3) **All questions are compulsory**.
 - 4) The number to the **right** indicates **full marks**.
 - 5) **Draw diagrams wherever necessary**.
 - 6) Distribution of syllabus in Question Paper is only meant to cover entire syllabus within the stipulated frame. The Question paper pattern is a mere guideline. Questions can be asked from any paper's syllabus into any question paper. Students cannot claim that the Question is out of syllabus. As it is only for the placement sake, the distribution has been done.
 - 7) **Use a common answerbook for all section**.

SECTION – A (40 Marks)

1. Short answer question (any five out of six) : (5×5=25)
 - a) Bio-medical Waste management.
 - b) Anaerobic culture methods.
 - c) Blood culture.
 - d) Define antibody and explain in detail about IgM antibody.
 - e) Bacterial spore.
 - f) Enlist Koch's Postulates.

2. Long answer question (any one out of two) : (1×15=15)
 - a) What are nosocomial infections ? What are the common causes of nosocomial infections ? What is the role of nurse in controlling nosocomial infections ?
 - b) Describe Growth curve of Bacteria with a labelled diagram. What is the effect of temperature, moisture and presence of oxygen on the growth of bacteria ?

SECTION – B (35 Marks)

3. Short answer question (any four out of five) :

(4×5=20)

- Describe pathogenicity of Salmonella.
- Highlight the importance of sample collection in Microbiology.
- What are the different parts of a microscope and how you will take care of the microscope ?
- List 4 DNA viruses and 4 RNA viruses.
- Laboratory diagnosis of pulmonary tuberculosis.

4. Long answer question (any one out of two) :

(1×15=15)

- What is disinfection ? Describe various chemical methods of Disinfection.
- Draw a neat and well labelled diagram of bacterial cell. Describe in detail about different organelles of bacteria.



62505

First Basic B.Sc. Nursing Examination, Summer 2017
MICROBIOLOGY

Total Duration : Section A + B = 3 Hours

Total Marks : 75

Section – A & Section – B

- Instructions:**
- 1) Use **blue/black** ball point pen only.
 - 2) **Do not** write anything on the **blank portion of the question paper**. If written anything, such type of act will be considered as an attempt to resort to unfair means.
 - 3) **All** questions are **compulsory**.
 - 4) The number to the **right** indicates **full** marks.
 - 5) Draw diagrams **wherever** necessary.
 - 6) Distribution of syllabus in Question Paper is only meant to cover entire syllabus within the stipulated frame. The Question paper pattern is a mere guideline. Questions can be asked from any paper's syllabus into any question paper. Students cannot claim that the Question is out of syllabus. As it is only for the placement sake, the distribution has been done.
 - 7) Use a common answerbook for **all** Sections.

SECTION – A

(40 Marks)

1. Short answer question (any five out of six) :

(5×5=25)


- a) Precipitation reaction. *Repeat Summer 16*
- b) Widal test. *Repeat Summer 15*
- c) Write contributions of Louis Pasteur to microbiology. *Winter-16 / Summer 14 / May/June 2011*
- d) Grams staining. *Summer 2016*
- e) Draw diagram of bacterial cell and explain briefly.
- f) Write standard safety precautions while working in microbiology laboratory. *Summer 2015*

2. Long answer question (any one out of two) :

(1×15=15)

- a) Define and classify Immunity. Distinguish between Active and Passive Immunity. Write short note on innate Immunity.
- b) Describe morphology of Bacteriophage with neat and well labelled diagram. Describe in detail about various viral isolation methods.

P.T.O.



SECTION - B

(35 Marks)

3. Short answer question (any four out of five) :


(4×5=20)

- a) Biomedical waste management. *winter 3 / summer 12*
- b) Life cycle of malaria parasite. *winter 13*
- c) Describe the normal microbial flora of different parts of the body.
- d) Blood culture.
- e) Laboratory diagnosis of urinary tract infections.

4. Long answer question (any one out of two) :

(1×15=15)

- a) Define Sterilization and Disinfection. Classify methods of Sterilization. Write a short note on Hot Air oven. *Summer 16*
 - b) Draw a neat diagram of HIV. Write the causes of HIV infection. Write the stages of HIV infection.
-



62505

First Basic B.Sc. Nursing Examination, Winter 2017
MICROBIOLOGY

Total Duration : Section A + B = 3 Hours

Total Marks : 75

SECTION – A & SECTION – B

- Instructions :**
- 1) Use **blue/black** ball point pen only.
 - 2) **Do not** write anything on the **blank portion of the question paper**. If written anything, such type of act will be considered as an attempt to resort to unfair means.
 - 3) **All** questions are **compulsory**.
 - 4) The number to the **right** indicates **full** marks.
 - 5) Draw diagrams **wherever** necessary.
 - 6) Distribution of syllabus in Question Paper is only meant to cover entire syllabus within the stipulated frame. The Question paper pattern is a mere guideline. Questions can be asked from any paper's syllabus into any question paper. Students cannot claim that the Question is out of syllabus. As it is only for the placement sake, the distribution has been done.
 - 7) **Use** a common answerbook for **all** Sections.

SECTION – A (40 Marks)

1. Short answer question (**any five** out of six) : (5×5=25)
 - a) Koch's Postulates.
 - b) Write down the principle and application of agglutination reaction.
 - c) Write in short about autoclave.
 - d) Draw well labelled diagram of embryonated egg. Mention the various sites of inoculation of viral specimens with examples.
 - e) Write down the differences between amoebic and bacillary dysentery.
 - f) Universal safety precautions.
2. Long answer question (**any one** out of two) : (1×15=15)
 - a) Write pathogenesis and laboratory diagnosis of enteric fever.
 - b) Write in detail about Hospital waste management.

P.T.O.



SECTION – B (35 Marks)

3. Short answer question (**any four** out of five) : (4×5=20)
- Write down the differences between oral and killed polio vaccine.
 - What are the various modes of transmission of infections ?
 - Write down the morphological classification of fungi with examples.
 - Bacterial growth curve.
 - Write the life cycle of *Pl. vivax*.
4. Long answer question (**any one** out of two) : (1×15=15)
- Draw well labelled diagram of HIV virus. Write modes of Transmission of AIDS. Write in detail pathogenesis and laboratory diagnosis of AIDS.
 - Enumerate the organisms causing urinary tract infection. Write down the laboratory diagnosis of UTI.



62505

First Basic B.Sc. Nursing Examination, Summer 2018
MICROBIOLOGY

Total Duration : Section A+B = 3 Hours

Total Marks : 75

SECTION – A & SECTION – B

- Instructions :**
- 1) Use **blue/black** ball point pen **only**.
 - 2) **Do not** write anything on the **blank portion of the question paper**. If written anything, such type of act will be considered as an attempt to resort to unfair means.
 - 3) **All** questions are **compulsory**.
 - 4) The number to the **right** indicates **full** marks.
 - 5) Draw diagrams **wherever** necessary.
 - 6) Distribution of syllabus in Question Paper is only meant to cover entire syllabus within the stipulated frame. The Question paper pattern is a mere guideline. Questions can be asked from any paper's syllabus into any question paper. Students cannot claim that the Question is out of syllabus. As it is only for the placement sake, the distribution has been done.
 - 7) **Use** a common answerbook for **all** Sections.

SECTION – A (40 Marks)

1. Short answer question (**any five** out of six) : (5×5=25)
 - a) Write differences between Active and Passive Immunity.
 - b) Write a note on Candidiasis.
 - c) Write a note on Grams staining.
 - d) Classify immunoglobulins and write in short about IgG.
 - e) Contribution of Louis Pasteur.
 - f) Define carrier and describe various types of carrier with example.
2. Long answer question (**any one** out of two) : (1×15=15)
 - a) Enlist organisms causing diarrhea. Write in detail about pathogenesis and laboratory diagnosis of cholera.
 - b) Define Sterilization and Disinfection. Enumerate methods of sterilization. Write the principles and functioning of Autoclave.

P.T.O.



SECTION – B (35 Marks)

3. Short answer question (**any four** out of five) : (4×5=20)
- a) Bacterial growth curve.
 - b) Pathogenicity of *Staphylococcus aureus*.
 - c) Oral Polio Vaccine.
 - d) Biomedical waste management.
 - e) Classify culture media with example.
4. Long answer question (**any one** out of two) : (1×15=15)
- a) Define Nosocomial infection. Describe modes of transmission of Nosocomial infection. Role of a Hospital Infection Control Nurse (HICN).
 - b) Enumerate parasites found in blood smear. Describe Life cycle of Malaria parasite. Write in short about Lab diagnosis of Malaria.
-



First Basic B.Sc. Nursing Examination, Winter 2018
MICROBIOLOGY

Total Duration : Section A+B = 3 Hours

Total Marks : 75

SECTION – A & SECTION – B

- Instructions :**
- 1) Use **blue/black** ball point pen only.
 - 2) **Do not** write anything on the **blank portion of the question paper**. If written anything, such type of act will be considered as an attempt to resort to unfair means.
 - 3) **All questions are compulsory.**
 - 4) The number to the **right** indicates **full marks**.
 - 5) Draw diagrams **wherever necessary**.
 - 6) Distribution of syllabus in Question Paper is only meant to cover entire syllabus within the stipulated frame. The Question paper pattern is a mere guideline. Questions can be asked from any paper's syllabus into any question paper. Students cannot claim that the Question is out of syllabus. As it is only for the placement sake, the distribution has been done.
 - 7) **Use a common answerbook for all Sections.**

SECTION – A (40 Marks)

1. Short answer question (**any five** out of six) : (5×5=25)
 - a) Life cycle of malaria parasite.
 - b) Write a short answer on modes of transmission of Infection.
 - c) Oral polio vaccine.
 - d) Laboratory diagnosis of Syphilis.
 - e) Write short answer on Candidiasis.
 - f) Describe Gram's Staining procedure.
2. Long answer question (**any one** out of two) : (1×15=15)
 - a) Write morphology, cultural characteristics, pathogenicity and laboratory diagnosis of Mycobacterium tuberculosis.
 - b) Define Sterilization. Enlist different methods of sterilization. Write in detail about autoclave.



SECTION – E (35 Marks)

3. Short answer question (any four out of five) :

(4×5=20)

- a) Bacterial growth curve. ✓
- b) Classify culture media with example. ✓
- c) Differentiate between Gram Positive and Gram Negative Bacteria. ✓
- d) Write a short answer on universal safety precautions. ✓
- e) Write a short answer on laboratory diagnosis of Typhoid.

4. Long answer question (any one out of two) :

(1×15=15)

- a) Enlist organisms causing diarrhea. Write in detail about pathogenesis and laboratory diagnosis of cholera.
- b) What is infection ? Define Nosocomial infection. Enlist organisms causing nosocomial infection. Describe in detail role of Hospital Infection Control Nurse (HICN). ✓

First Basic B.Sc. Nursing Examination, Summer (Phase - II) 2019
MICROBIOLOGY

Total Duration : 3 Hours

Total Marks : 75

- Instructions :**
- 1) Use **blue/black** ball point pen only.
 - 2) **Do not** write anything on the **blank portion of the question paper**. If written anything, such type of act will be considered as an attempt to resort to unfair means.
 - 3) **All questions are compulsory.**
 - 4) The number to the **right** indicates **full marks**.
 - 5) Draw diagrams **wherever** necessary.
 - 6) Distribution of syllabus in Question Paper is only meant to cover entire syllabus within the stipulated frame. The Question paper pattern is a mere guideline. Questions can be asked from any paper's syllabus into any question paper. Students cannot claim that the Question is out of syllabus. As it is only for the placement sake, the distribution has been done.
 - 7) Use a common answer book for all sections.

SECTION - A (40 Marks)

1. Short answer question (**any five** out of six) : **[5 × 5 = 25]**
 - a) Laboratory diagnosis of urinary tract infection.
 - b) Importance of Microbiology for nurses.
 - c) Cold chain.
 - d) Grams Staining.
 - e) Standard safety precautions.
 - f) Contribution of Louis Pasteur.

2. Long answer question (**any one** out of two) : **[1 × 15 = 15]**
 - a) Define Sterilization and Disinfection. Classify methods of Sterilization. Write about principles, structure, functioning and uses of Autoclave.
 - b) Define immunity. Write difference between live vaccine and killed vaccine, write short note on Anaphylaxis.

SECTION - B (35 Marks)

3. Short answer question (**any four** out of five):

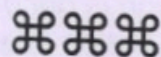
[4 × 5 = 20]

- a) Write short note on Dermatophytes.
- b) Biomedical waste management.
- c) Widal test.
- d) Pathogenesis of *Staphylococcus aureus*.
- e) Characteristics of ideal Disinfectant.

4. Long answer question (**any one** out of two) :

[1 × 15 = 15]

- a) Describe chain of infection. Write factors influencing infection. Write the methods of prevention of infection.
- b) Describe opportunistic infection in HIV. Write modes of transmission and laboratory diagnosis of HIV.



First BASIC B.Sc. Nursing Examination, Winter (Phase-III ALL other remaining UG/PG Course) - 2019

MICROBIOLOGY

Total Duration : Section A + B = 3 Hours

Total Marks : 75

SECTION - A & SECTION - B

- Instructions :**
- 1) Use **blue/black** ball point pen only.
 - 2) **Do not** write anything on the **blank portion of the question paper**. If written anything, such type of act will be considered as an attempt to resort to unfair means.
 - 3) **All** questions are **compulsory**.
 - 4) The number to the **right** indicates **full** marks.
 - 5) Draw diagrams **wherever** necessary.
 - 6) Distribution of syllabus in Question Paper is only meant to cover entire syllabus within the stipulated frame. The Question paper pattern is a mere guideline. Questions can be asked from any paper's syllabus into any question paper. Students cannot claim that the Question is out of syllabus. As it is only for the placement sake, the distribution has been done.
 - 7) Use a common answerbook for all sections.

SECTION - "A" (40 Marks)

1. Short answer questions (any five out of six): [5 × 5 = 25]
 - a) Write a short note on Morphology of Bacteria
 - b) Write a short note on chemical methods of sterilization
 - c) Write a short note on bacterial growth curve.
 - d) Write a short note on sample collection for urine routine and culture.
 - e) Differentiate between Active and Passive immunity.
 - f) Write a short note on ELISA.

2. Long answer questions (any one out of two): [1 × 15 = 15]
 - a) Write a note on Bio-medical Waste Management.
 - b) Write a note on Hospital Infection Control Programme. Mention the role of Nurse in Hospital Infection Control.

SECTION "B" (35 Marks)

3. Short answer questions (any four out of five): [4 × 5 = 20]
- a) Write a short note on source of hospital acquired infection.
 - b) Describe Laboratory diagnosis of Tuberculosis.
 - c) Write a note on culture media.
 - d) Write a note on Immunity.
 - e) Describe Koch's Postulates.
4. Long answer questions (any one out of two): [1 × 15 = 15]
- a) Write a note on Growth requirements of bacteria. Describe the effect of Temperature and Moisture on growth of bacteria.
 - b) Describe the steps of Laboratory diagnosis of salmonella typhi.



**First BASIC B.Sc. Nursing Examination, Summer
(Phase - III : All other Remaining UG/PG Courses) - 2020
MICROBIOLOGY**

Total Duration : Section A + B = 3 Hours

Total Marks : 75

SECTION - A & SECTION - B

- Instructions :**
- 1) Use **blue/black** ball point pen only.
 - 2) **Do not write anything on the blank portion of the question paper.** If written anything, such type of act will be considered as an attempt to resort to unfair means.
 - 3) **All questions are compulsory.**
 - 4) The number to the **right** indicates **full marks**.
 - 5) Draw diagrams **wherever** necessary.
 - 6) Distribution of syllabus in Question Paper is only meant to cover entire syllabus within the stipulated frame. The Question paper pattern is a mere guideline. Questions can be asked from any paper's syllabus into any question paper. Students cannot claim that the Question is out of syllabus. As it is only for the placement sake, the distribution has been done.
 - 7) Use a common answer book for all sections.

SECTION - A (40Marks)

1. Short answer question (**any five** out of six):

[5 × 5 = 25]

- a) Write a note on candidiasis.
- b) Management of Bio-medical waste.
- c) Ziehl-Neelsen Staining and its modifications.
- d) Write a note on bacterial cell wall.
- e) Write contributions of Robert Koch.
- f) Classify vaccines with examples and write differences between them.

2. Long answer question (**any one** out of two):

[1 × 15 = 15]

- a) Write morphology, pathogenicity and laboratory diagnosis of *Mycobacterium tuberculosis*.
- b) Write morphology, transmission, pathogenicity and laboratory diagnosis of Hepatitis B virus.

SECTION - B (35 Marks)

3. Short answer question (any four out of five):

[4 × 5 = 20]

- 1 a) Write a note on Hypersensitivity Type-I. 1
- 3 b) Write a note on blood culture. 1
- 5 c) Write role of nurses in infection control. 3
- d) Write life cycle of *Ancylostoma duodenale*. 10
- 2 e) Define and classify Antibodies with reference to immunity. 3

4. Long answer question (any one out of two):

[1 × 15 = 15]

- 3 a) Define sterilization and Disinfection. Describe in detail about moist heat sterilization. 8
- b) Write morphology, pathogenicity and laboratory diagnosis of *Treponema pallidum*.



First Basic B.Sc. Nursing Examination, Winter 2020
MICROBIOLOGY

Total Duration : Section A+B = 3 Hours

Total Marks : 70

SECTION - A & SECTION - B

- Instructions :**
- 1) Use **blue/black** ball point pen only.
 - 2) **Do not** write anything on the **blank portion of the question paper**. If written anything, such type of act will be considered as an attempt to resort to unfair means.
 - 3) **All questions are compulsory.**
 - 4) The number to the **right** indicates **full marks**.
 - 5) Draw diagrams **wherever** necessary.
 - 6) Distribution of syllabus in Question Paper is only meant to cover entire syllabus within the stipulated frame. The Question paper pattern is a mere guideline. Questions can be asked from any part of the syllabus. Students cannot claim that the Question is out of syllabus. As it is only for the placement sake, the distribution has been done.
 - 7) Use a common answerbook for **all** sections.

SECTION - "A" (40 Marks)

1. Short answer question (**any five** out of six) : [5 × 5 = 25]
- a) Widal test.
 - b) Life cycle of *Ancylostoma duodenale* (Hook worm).
 - c) Candidiasis.
 - d) Biomedical waste management.
 - e) Gram stain.
 - f) Contribution of Louis Pasteur to Microbiology.

2. Long answer question (**any one** out of two) : [1 × 15 = 15]

- a) Define and classify immunity. Write a short note on National Immunization schedule.
- b) Enumerate organisms causing urinary tract infection. Write lab diagnosis of urinary tract infection. Write on prevention of Nosocomial urinary tract infection.

SECTION - "B" (35 Marks)

3. Short answer question (**any four** out of five) : [4 × 5 = 20]

- a) Bacterial growth curve.
- b) Standard safety precautions.
- c) Cold chain.
- d) Characteristics of an ideal disinfectant.
- e) Pathogenicity of *Staphylococcus aureus*.

4. Long answer question (**any one** out of two) : [1 × 15 = 15]

- a) Define Nosocomial infections. Classify nosocomial infections. Write on methods to prevent Nosocomial respiratory tract infections and bacteremias. Write in short Role of a infection control Nurse.
- b) Define culture Medias. Classify Culture medias with example. Write in short on methods of Culture.



First Basic B.Sc. Nursing Examination, Winter
(Special Examination) - 2020

MICROBIOLOGY

Total Duration : 3 Hours

Total Marks : 75

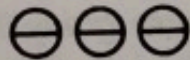
- Instructions :**
- 1) Use **blue/black** ball point pen only.
 - 2) **Do not** write anything on the **blank portion of the question paper**. If written anything, such type of act will be considered as an attempt to resort to unfair means.
 - 3) **All** questions are **compulsory**.
 - 4) The number to the **right** indicates **full** marks.
 - 5) Draw diagrams **wherever** necessary.
 - 6) Distribution of syllabus in Question Paper is only meant to cover entire syllabus within the stipulated frame. The Question paper pattern is a mere guideline. Questions can be asked from any paper's syllabus into any question paper. Students cannot claim that the Question is out of syllabus. As it is only for the placement sake, the distribution has been done.
 - 7) Use a common answer book for all sections.

SECTION "A" (40 Marks)

1. Short answer question (**any five** out of six) : [5 × 5 = 25]
 - a) Write contributions of Robert Koch and describe Koch's postulates.
 - b) Write a short note on Nosocomial Infection.
 - c) Write a note on innate immunity.
 - d) Write a note on Hot air oven.
 - e) Write a note on blood culture.
 - f) Write about aerobic and anaerobic culture methods.
2. Long answer question (**any one** out of two): [1 × 15 = 15]
 - a) Write morphology, pathogenicity and laboratory diagnosis of *Mycobacterium tuberculi*.
 - b) What is Bio-medical waste? Describe Bio-medical waste management with respect to health care set up.

SECTION "B" (35 Marks)

3. Short answer question (**any four** out of five): [4 × 5 = 20]
- a) Write different types of staining techniques with examples of each.
 - b) Describe life-cycle of Malarial parasite.
 - c) Explain in brief about different types of vaccines.
 - d) Describe the role of nurses in preventing Hospital Acquired Infections.
 - e) Write a short note on Superficial mycoses.
4. Long answer question (**any one** out of two) : [1 × 15 = 15]
- a) Write Morphology, pathogenicity & Laboratory diagnosis of *Vibrio cholera*.
 - b) Write morphology, pathogenicity and laboratory diagnosis of *Salmonella typhi*.



First Basic B.Sc. Nursing Examination, Summer - 2021
MICROBIOLOGY

Total Duration : 3 Hours

Total Marks : 75

- Instructions :**
- 1) Use **blue/black** ball point pen only.
 - 2) **Do not** write anything on the **blank portion of the question paper**. If written anything, such type of act will be considered as an attempt to resort to unfair means.
 - 3) **All questions are compulsory.**
 - 4) The number to the **right** indicates **full marks**.
 - 5) Draw diagrams **wherever** necessary.
 - 6) Distribution of syllabus in Question Paper is only meant to cover entire syllabus within the stipulated frame. The Question paper pattern is a mere guideline. Questions can be asked from any paper's syllabus into any question paper. Students cannot claim that the Question is out of syllabus. As it is only for the placement sake, the distribution has been done.
 - 7) Use a common answerbook for all Sections.

SECTION - "A" (40 Marks)

1. Short answer question (**any five** out of six) : **[5 × 5 = 25]**
 - a) Write a short note on Sample Collection in Microbiology.
 - b) Enlist different Staining methods and describe the Steps of Gram staining.
 - c) What is virulence? Explain its determinants.
 - d) Describe Hospital Infection Control committee.
 - e) Describe the Role of Nurses in Microbiology.
 - f) Define Sterilization and Disinfection. Enlist any four chemical disinfectants used in the hospital.


2. Long answer question (**any one** out of two) : **[1 × 15 = 15]**
 - a) Classify Culture media with suitable examples of each. Describe the method of sterilization of Lowenstein Jensen (LJ) medium.
 - b) Define Enteric Fever. Describe the causative agents of Enteric fever. Explain the Laboratory Diagnosis and Prophylaxis of Enteric fever.

SECTION - "B" (35 Marks)**3. Short answer question (any four out of five):****[4 × 5 = 20]**

- a) Enumerate any two organisms causing Diarrhea. Describe laboratory diagnosis of cholera.
- b) Describe growth curve of bacteria.
- c) Write contributions of Robert Koch.
- d) Draw a labelled diagram of Human Immunodeficiency Virus (HIV). Explain the modes of transmission of HIV.
- e) Define Hospital Acquired Infections and measures to control them.

4. Long answer question (any one out of two) :**[1 × 15 = 15]**

- a) Define Immunity. Explain Innate and Acquired Immunity in detail.
- b) Describe Morphological Classification of Bacteria with suitable examples. Write a note on bacterial flagella.



First Basic B.Sc. Nursing Examination, (Phase - III) Winter - 2021
MICROBIOLOGY

Total Duration : Section A + B = 3 Hours

Total Marks : 75

SECTION - A & SECTION - B

- Instructions :**
- 1) Use **blue/black** ball point pen only.
 - 2) **Do not** write anything on the **blank portion of the question paper**. If written anything, such type of act will be considered as an attempt to resort to unfair means.
 - 3) **All** questions are **compulsory**.
 - 4) The number to the **right** indicates **full** marks.
 - 5) Draw diagrams **wherever** necessary.
 - 6) Distribution of syllabus in Question Paper is only meant to cover entire syllabus within the stipulated frame. The Question paper pattern is a mere guideline. Questions can be asked from any paper's syllabus into any question paper. Students cannot claim that the Question is out of syllabus. As it is only for the placement sake, the distribution has been done.
 - 7) **Use** a common answerbook for **all** sections.

SECTION - A (40 Marks)

1. Short answer question (**any five** out of six) :

[5 × 5 = 25]

- a) Write a note on gram staining.
- b) Bacterial growth curve.
- c) Precipitation reaction.
- d) Biomedical waste management.
- e) Life cycle of malaria parasite
- f) Candidiasis

2. Long answer question (**any one** out of two) : [1 × 15 = 15]
- a) What is immunity? Explain different types of immunity.
 - b) Classify culture media. Describe each type of culture media with one example of each.

SECTION - B (35 Marks)

3. Short answer question (**any four** out of five) : [4 × 5 = 20]
- a) Pathogenicity of tuberculosis.
 - b) Enlist Koch's postulates.
 - c) Bacterial spore.
 - d) Widal test.
 - e) Write a note on autoclave.
4. Long answer question (**any one** out of two) : [1 × 15 = 15]
- a) Write pathogenesis and laboratory diagnosis of enteric fever.
 - b) Describe various methods of transmission of infection with example of each.



First Basic B.Sc. (Nursing) Examination, Phase - II
Summer - 2022
MICROBIOLOGY

Total Duration : 3 Hours

Total Marks : 75

- Instructions :**
- 1) Use **blue/black** ball point pen only.
 - 2) **Do not** write anything on the **blank portion of the question paper**. If written anything, such type of act will be considered as an attempt to resort to unfair means.
 - 3) **All questions are compulsory.**
 - 4) The number to the **right** indicates **full marks**.
 - 5) Draw diagrams **wherever** necessary.
 - 6) Distribution of syllabus in Question Paper is only meant to cover entire syllabus within the stipulated frame. The Question paper pattern is a mere guideline. Questions can be asked from any paper's syllabus into any question paper. Students cannot claim that the Question is out of syllabus. As it is only for the placement sake, the distribution has been done.
 - 7) Use a common answerbook for all sections.

SECTION "A" (40 Marks)

1. Short answer question (**any five** out of six) : [5 × 5 = 25]
 - a) DPT vaccine
 - b) Cultivation of virus
 - c) Bacterial growth curve
 - d) Louis Pasteur
 - e) Nagler's reaction
 - f) Candida albicans

2. Long answer question (**any one** out of two) : [1 × 15 = 15]
 - a) Enumerate 03 protozoa
Describe morphology, life cycle of Entamoeba histolytica
Write pathogenicity and laboratory of E. histolytica

- b) Define Microbiology
Explain the Postulates of Robert Koch's
Describe Scope and Importance of Microbiology

SECTION "B" (35 Marks)

3. Short answer question (any four out of five) : [4 × 5 = 20]
- a) Bacterial Capsule.
 - b) Discuss disk diffusion technique of Antibiotic sensitivity testing.
 - c) Collection of Sputum sample for bacteria culture.
 - d) Name opportunistic fungal infections.
 - e) Define Zoonotic diseases. Write names of any two zoonotic disease.
4. Long answer question (any one out of two) : [1 × 15 = 15]
- a) Discuss the pathogenesis and laboratory diagnosis of pulmonary Tuberculosis
 - b) Define sterilization and disinfection
Enumerate methods of sterilization by heat
Describe principle, functioning, uses of hot air oven

